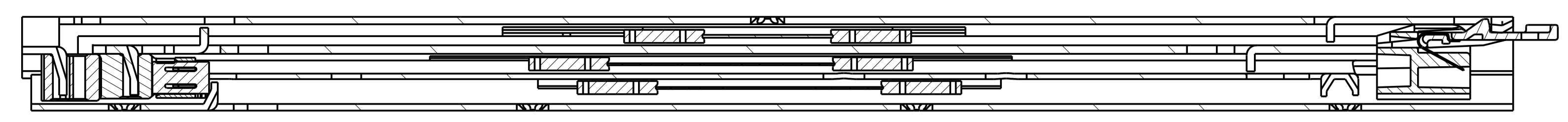


1 2 3 4 5 6 7 8 9 10 11 12 13 14 15 16 17 18 19 20

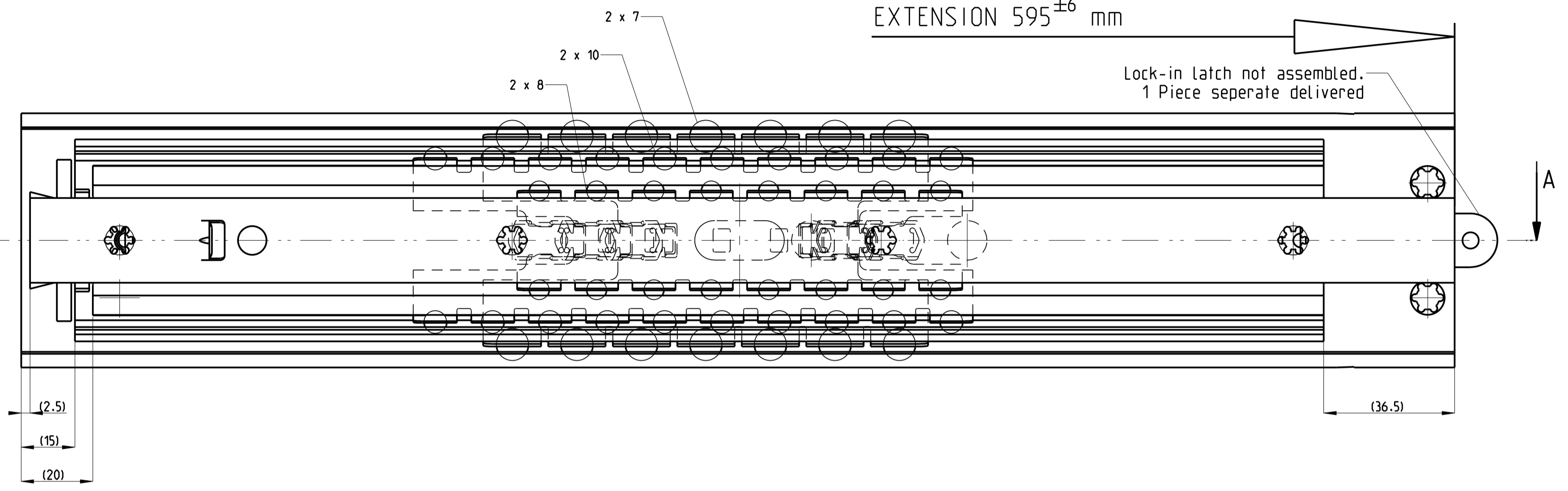
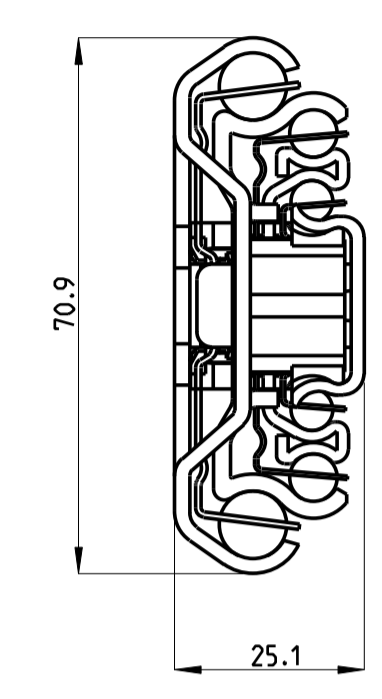
T 1-2 = 223.0
 T 2-3 = 179.0
 T 3-4 = 193.0



SECTION A-A

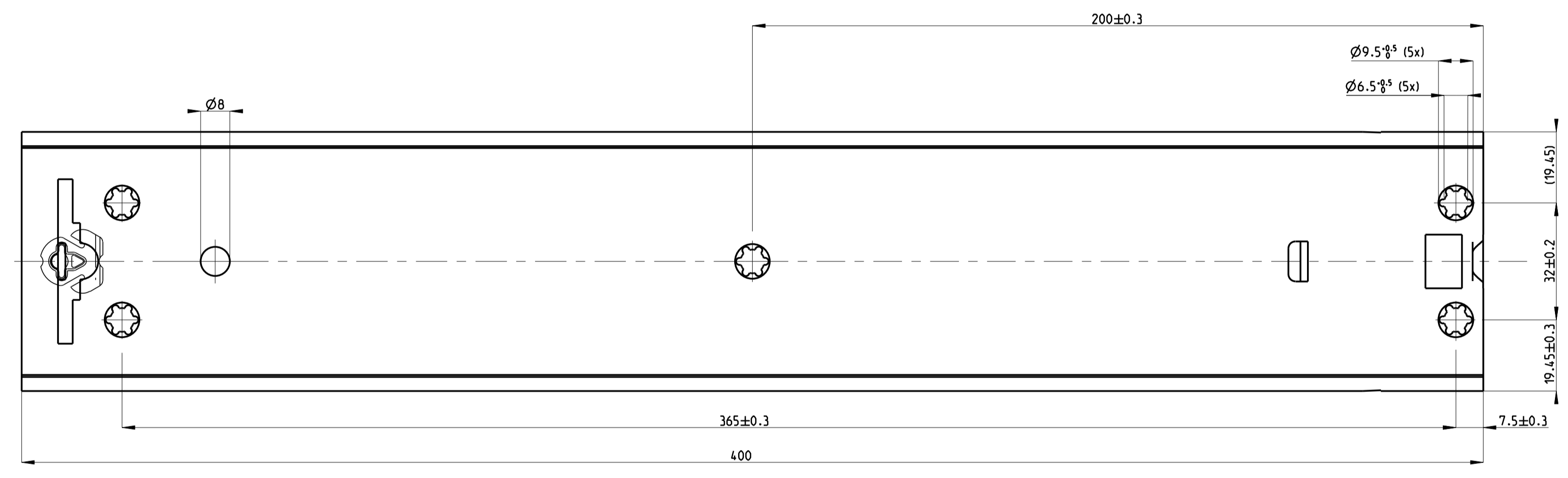
EXTENSION 595 ±6 mm

Lock-in latch not assembled.
 1 Piece separate delivered

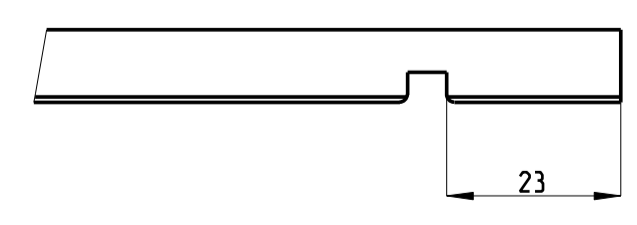
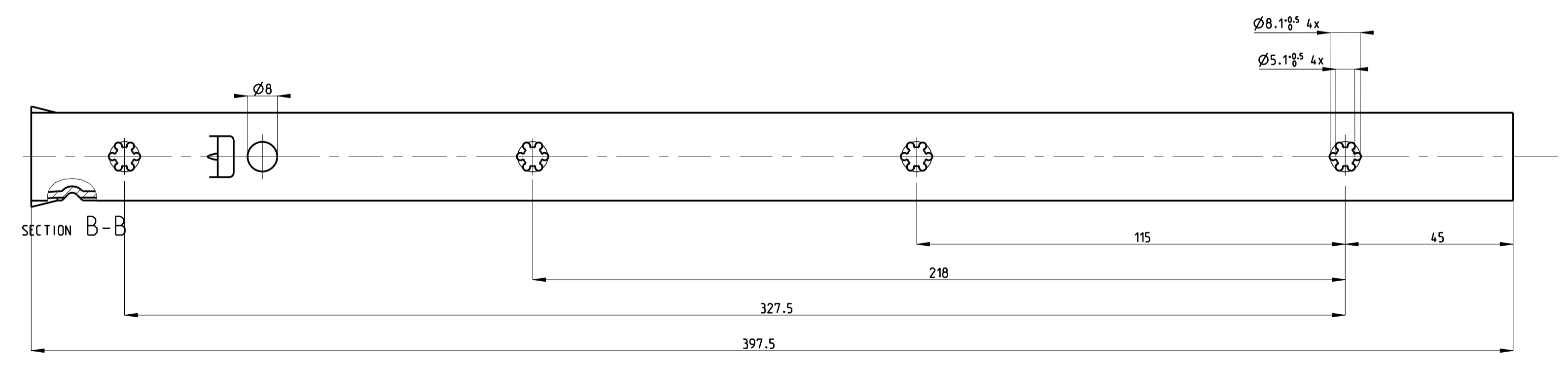


Front

511-11-M33-TA1



514-11-M33-UB3



PRO/ENGINEER Drawing Was: - -	Dimensions between marks are guide dimensions. Tolerances unless otherwise stated ±0.5mm.	Thomas Regout Int. B.V. reserves the right to alter non-customer specific specifications without notice.
American projection	DIMENSION mm	MAT.: -
	SCALE 1:1	REM.: Rechter uitvoering = linker uitvoering.
	DATE 08-03-2007	-
	DESIGNER M. Bulle	-
	CHECKED -	-
CONDOR 400,0 / 595,0 (25,1mm)		
THOMAS REGOUT INTERNATIONAL BV	Drw. Nr. 111-M33 _ 00	Format. A1
© Thomas Regout International BV All rights are reserved.		Production

04	-	-	-	05	-	-	-	06	-	-	-	-
01	-	-	-	02	-	-	-	03	-	-	-	-