


1 2 3 4 5 6 7 8 9 10 11 12 13 14 15 16 17 18 19 20

T 1-2 = 514.0
T 2-3 = 536.0

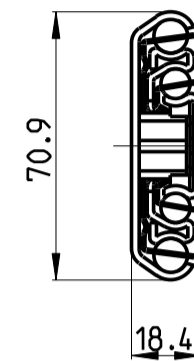


SECTION A-A

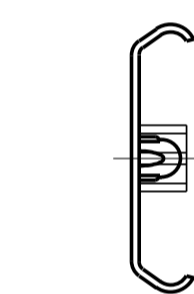
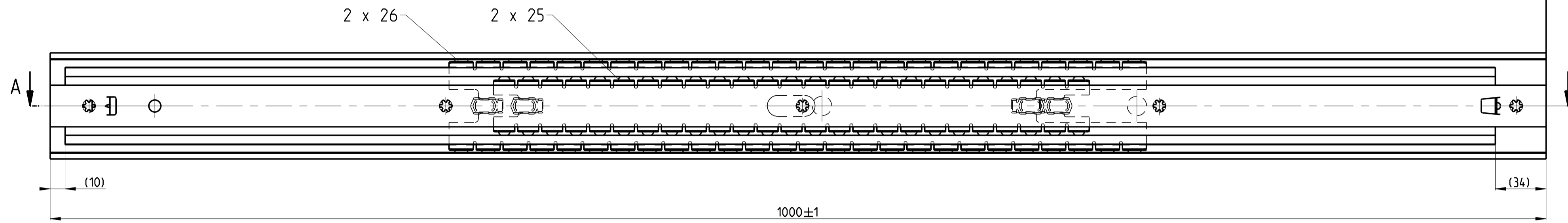
EXTENSION 1050 \pm 4 mm



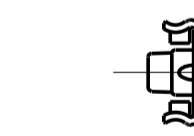
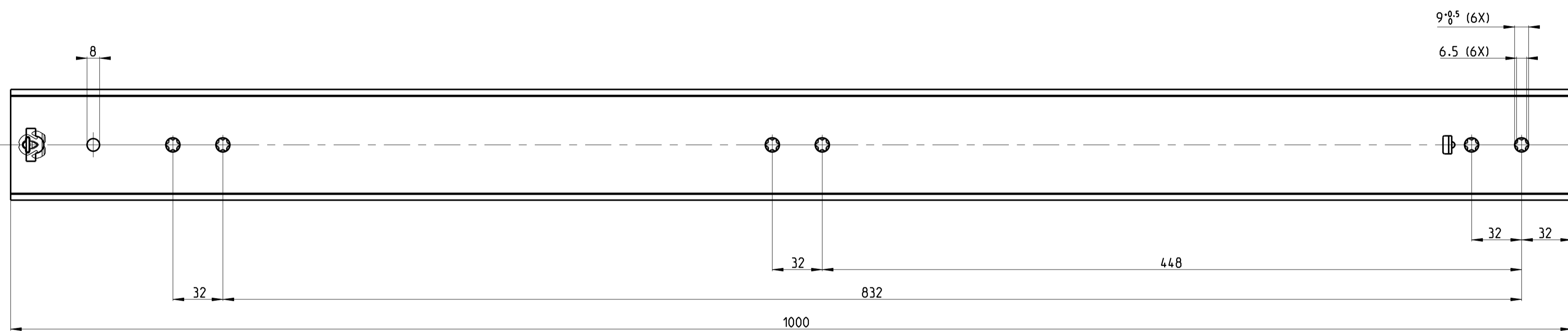
SCALE 1:4



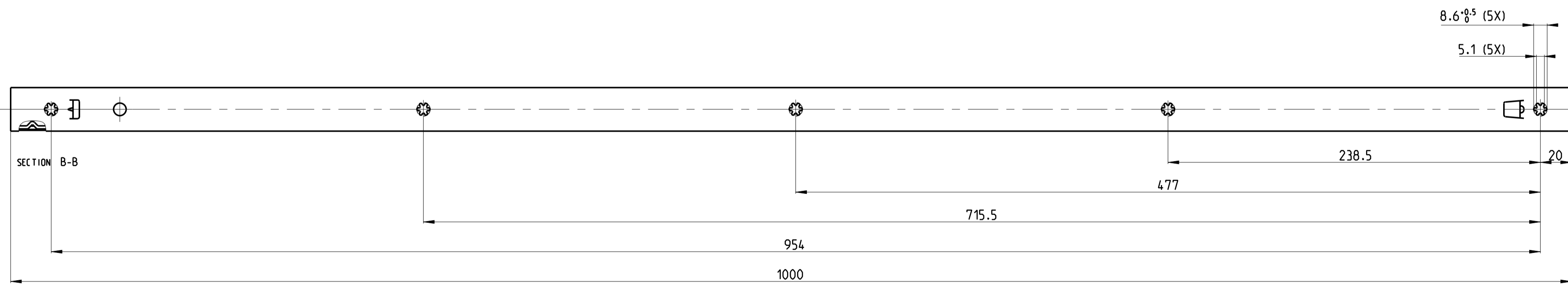
70.9
18.4



511-01-S31-TA1



513-01-S31-TA3



PRO/ENGINEER Drawing Was: - 101-039-00		Dimensions between marks are guide dimensions. Tolerances unless otherwise stated \pm 0.5mm.		Thomas Regout Int. B.V. reserves the right to alter non-customer specific specifications without notice.	
American projection	DIMENSION	mm	MAT.:	-	
	SCALE	1:2	REM.:	RIGHT HAND SLIDE = LEFT HAND SLIDE	
	DATE	24-09-2011			
	DESIGNER	M. Mahieu			
	CHECKED	-		Type D	
TITAN 1000,0 / 1050,0 (18,5mm)					
THOMAS REGOUT INTERNATIONAL BV			Drw. Nr.	101-S31 _ 00	Format. A1
© Thomas Regout International BV All rights are reserved.			Production		

04	-	-	05	-	-	-	-	06	-	-	-	-
01	-	-	02	-	-	-	-	03	-	-	-	-